

A close-up photograph of a green velvet upholstered chair backrest. The fabric has a plush, textured appearance with visible stitching along the edges. The lighting is soft, highlighting the texture of the velvet.

CARE GUIDE

UPHOLSTERED FURNITURE

Maker&Son



How To Look After Your New Furniture

We are delighted that you have chosen to purchase from Maker&Son. Thank you for investing in our furniture.

We set out to create beautiful things that make a positive difference to people's lives and that will last a lifetime. Each piece is designed to be as comfortable as possible and is handmade to order by skilled craftsmen in our workshops. Because our furniture is entirely natural, made from ethically and sustainably sourced materials, with no plastics or polyurethane foams, you can enjoy it knowing it will not have any detrimental effect on the environment.

This Care Guide has been designed to help you keep your furniture in the best condition possible, ensuring you can enjoy it for many years to come.



General Use

If you share your furniture with your pets, remember to clean loose covers regularly to keep them looking great.

Avoid sitting on the edge of your seat as it can weaken the front edge of the spring unit. The arms of your sofa aren't designed to carry an adult's body weight, so instead of sitting on them, use them for resting arms, legs and heads.

Remember that sharp objects like belt buckles, toys or rings can tear your fabric.



Keeping it Clean

It's simple to keep your Maker&Son furniture looking great. Regular cleaning with a soft brush, or even a light vacuum, will keep it looking fresh and dust-free.

If you accidentally spill something on your sofa, make sure you do not scrub, rub it in or use abrasive cleaners as this will likely make the stain worse. We suggest that you blot it immediately with a clean, dry cloth. Always ensure that the cloth that you are using does not have any detergents on it from previous use. Many surface cleaners have bleach in them and this will permanently stain your fabric.



Environment

If your furniture is exposed to sunlight for a long period of time, for example in a conservatory or by a sunny window, the colour of your fabric may fade and deteriorate.

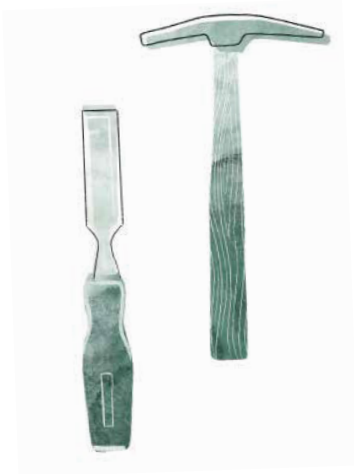
Keeping your furniture against a radiator may also have the same effect, so please allow for a bit of space between the two. Be aware that putting your furniture too close to an open fire can also damage your fabric.

It's a good idea to move your furniture around on occasion, and it's especially important to move your cushions around and fluff and plump them. This will help ensure that natural 'wear and tear' simply happens bit by bit, slowly and consistently instead of in the same old places.




Fitting Your Covers

All of our furniture has removable covers which are attached to the frame with some very cleverly positioned buttons. Our covers are designed to fit perfectly over the frame, so when you're re-dressing your furniture, try to ensure the covers are pulled and tucked in so that the fabric is taut in all directions. If you need further instructions, or are having difficulty re-dressing your sofa, give our friendly customer care team a call who will happily talk you through the process.




Frames

We're very proud of the solid FSC beech frames we use in our furniture, they are made locally using a screw and dowel construction. We are so confident in their quality and durability that we guarantee them. You can read more about our guarantees and other policies on our website.



Legs

Use a damp cloth rinsed in warm water to clean the wooden legs of your sofa. Do not use detergent on them, but you may wish to polish them occasionally with a natural wax. Consider using caster cups on the legs to minimise any marking on your floor. If you have ordered legs with casters consider using floor protection caps. Protect your floors and the life of your casters by lifting the piece if you need to move it a long way, instead of rolling/pushing/pulling it.

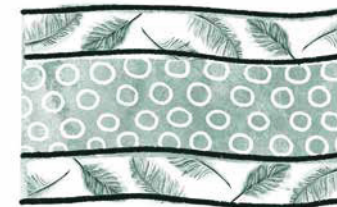


Cushions

We offer two types of natural cushion filling – feather and down or natural foam.

If you should spill something on your seat cushions, please remove the natural foam latex core from the centre of the seat cushions and then take them to be professionally dry cleaned.

We recommend turning as well as flipping over and plumping the cushions regularly to give the optimal look and to help maintain their fullness, shape and comfort. All types of loose seat and back cushions should also be turned regularly to even out wear and fading.



Latex Foam Core

More than just a supporting role.

We've worked carefully on the design of our sofa cushions - from studying the shape and discovering the optimal measurements, to finding supportive, malleable fillings - every aspect is considered in our cushion-making process and constructed in a style that is supportive to you and unique to us.

All of our sofa cushions contain the equivalent of two 'duvets', filled with a mixture of ethically sourced feathers and down, fully accredited by the International Down and Feather Bureau. Between these 'duvets' sits a natural latex core, which will help your cushions regain their shape but a little bit of love and a good plump regularly is recommended.



Cleaning Your Loose Covers

We've designed our furniture to be practical as well as beautiful. Please check which fabric type you have purchased prior to cleaning your covers to ensure it is treated correctly.

Our Italian Linen, Brushed Cotton Linen and Corduroy covers are all machine washable. Our Velvets are dry clean/professional clean only.

Our Marnie Range Contrast Piped Edge covers are dry clean/professional clean only.

When it comes to cleaning your covers, please clean all of the covers at the same time; this will avoid any colour variation if cleaned at separate times.



Creasing

There's a chance that some of our fabrics may crease, especially our Brushed Cotton Linen and our Corduroy. It's not a manufacturing fault but a natural result of the fabric's composition. It will not affect the wearing qualities of your furniture.



Contrast Piped Covers

Both our Marnie and Otter Box Edge Range feature piped edges that help to exaggerate and highlight the beauty of the pillow shape. Contrast Piping offers little pops of colour on the edges which can completely change the look.

However, some colour combinations that look beautiful together don't necessarily wash beautifully together – such as very dark or very light colours – so we strongly recommend that Marnie range or Otter Box Edge Piped Contrast covers are professionally cleaned to avoid any disappointment due to colours running or bleeding.



Your Fabric

Every fabric in our collection has its own unique qualities and composition. Please refer to the label sewn onto your covers or to the guidelines on the following pages regarding how to care for your specific fabric.

You will also find information about our fabrics on our website.

FABRICS

Italian Linen

Our Italian Linen is a truly wonderful fabric – it is woven especially for us by a family-run mill in Italy.

All of our Italian Linen fabrics have been washed and pre-shrunk prior to fitting onto our furniture. They can be washed at 30 degrees but please use an environmentally-friendly washing powder (such as Ecover or Kair) and spin at a SLOW speed. Be careful not to overload your washing machine, which can sometimes cause damage to your sofa covers.

Please do not tumble dry our Italian Linen, they respond much better to being line-dried. Our Italian Linen fabric is sold with a relaxed, ‘tumbled/softened’ appearance and it is of a significantly higher weight than most linens, so should not overtly crease. It should not be necessary to iron your covers, but if you would like to please do so on a low setting. If in doubt, take them to be professionally cleaned.

Do not use any bleach, cleaning agents or any standard washing powder/liquid as this often contains optical brighteners and may lighten or change the colour of your fabric.



Brushed Cotton Linen

All of our Brushed Cotton Linen fabrics have been washed and pre-shrunk prior to fitting onto our furniture. These can be washed at 30 degrees but please use an environmentally-friendly washing powder (such as Ecover or Kair) and spin at a SLOW speed. Be careful not to overload your washing machine, which can sometimes cause damage to your sofa covers.

Please do not tumble dry our Brushed Cotton Linens, they respond much better to being line-dried and then ironed. Our Brushed Cotton Linen fabric is sold with a relaxed, 'tumbled/softened' appearance and is not 'flat'. Please iron on a low setting. If in doubt, take them to be professionally cleaned.

Do not use any bleach, cleaning agents or any standard washing powder/liquid as this often contains optical brighteners and may lighten or change the colour of your fabric.



Corduroy

All of our Corduroy fabrics have been washed and preshrunk prior to fitting onto our furniture. As with our Brushed Cotton Linen covers, they can be washed at 30 degrees but please use environmentally-friendly washing powder (such as Ecover or Kair) and spin at a SLOW speed. Be careful not to overload your washing machine, which can sometimes cause damage to your furniture covers. When drying them, please hang (do not tumble dry). Iron on a low setting. If in doubt, take them to be professionally cleaned (any solvent can be used except trichloroethylene).

Do not use any bleach, cleaning agents or any standard washing powder/liquid as this often contains optical brighteners and may lighten or change the colour of your fabric.



Velvet

Our natural cotton Velvet is a beautiful but delicate fabric – the pile can easily be disturbed – but with careful handling and a proper understanding of its nature, products made from Velvet can be enjoyed for many years. Velvet is not particularly pet or family-friendly – getting it wet can permanently damage its appearance, and stains are difficult to remove. If you do spill anything onto our Velvets, blot dry with a clean cloth and ensure that no detergents come into contact with the fabric.

We recommend that all of our Velvets are Dry Clean Only, to maintain the best appearance of the cotton pile.

Velvet can flatten naturally over time and these processes won't have a long-term detrimental effect on the wear of the fabric. It can, however, be minimised by brushing against the pile.

Please also take extra care when handling and storing velvet. It is sensitive to pressure and this can crush the pile. If the pile does become crushed, the angle of the pile alters, which may result in areas of the pile appearing lighter or darker in shade. This is often described as pressure marking, which can easily be mistaken for uneven dyeing. Newly made velvet products usually need time to condition in the atmosphere after unpacking. During this time the pile will relax and lift, improving the richness and the lustre of the velvet. If any pressure marking continues to persist, a light steaming or gentle brushing in the direction of the pile will help.



Washing Symbols



Machine wash at or below 30°
Delicate/Gentle settings



Iron on a low temperature



Do not bleach



Dry clean using any solvent
except trichloroethylene



Dry clean using any solvent
except trichloroethylene, delicate



Do not tumble dry

Get in Touch

If you do have any further questions about caring for your furniture, please get in touch with our team via the contact details below.

UK

MAKERANDSON.COM
HELLO@MAKERANDSON.COM
0800 808 5408



